

2019 | euro
PCR

Volume Management Through Direct Sodium Removal (DSR)

Ian Crosbie, CEO



Speaker's name : Ian Crosbie

I have the following potential conflicts of interest to declare:

CEO : Sequana Medical

Stock shareholder: Sequana Medical

- Key clinical consequence of heart failure⁽¹⁾
- One million HF hospitalisations / year in US⁽¹⁾
 - 90% for fluid overload⁽¹⁾
- $\frac{3}{4}$ admitted to emergency room
 - Average length of stay 5 – 6 days⁽²⁾
- 24% readmitted within 30 days and 50% within 6 months⁽³⁾
- \$13 Billion annual cost of CHF related hospitalisations in US⁽²⁾

1: Costanzo et al., J. Am. Coll., 2007

2 Kilgore et al. (2017)

3: Ross et al. (2010)

- Loop diuretics are standard therapy for prevention and treatment
 - Resistance is very common⁽¹⁾
 - Directly cause neuro-hormonal activation, worsen renal function, and are associated with adverse outcomes⁽²⁾
- Long list of failed cardio-renal therapeutics has accumulated over the last decade
- Sodium and fluid removal by non-renal routes is an attractive alternative
 - Veno-Venous ultrafiltration has been explored
 - Low levels of interest in using peritoneal dialysis

1: Singh et al, J Card Fail 2014

2: Ellison et al, Cardiology 2001

**Administer
sodium-free
infusate to
peritoneal
cavity**

**Infusate
extracts
sodium from
the body**

**Remove
extracted
sodium from
peritoneal
cavity**

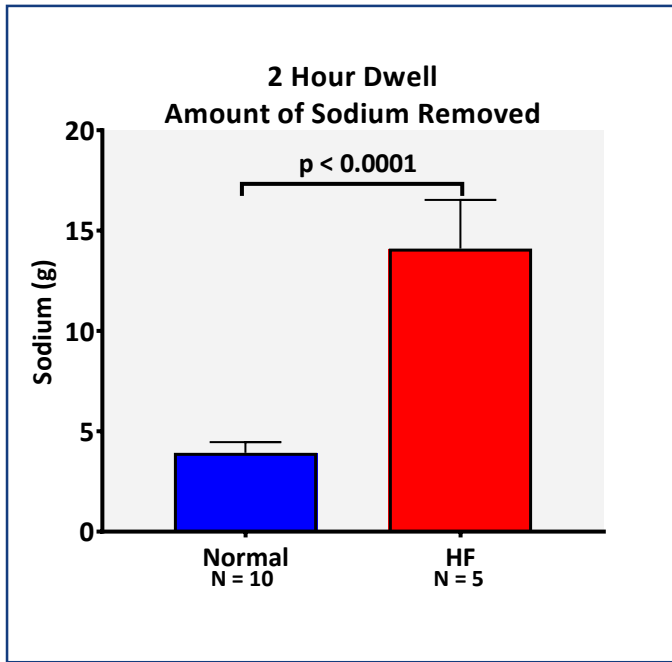
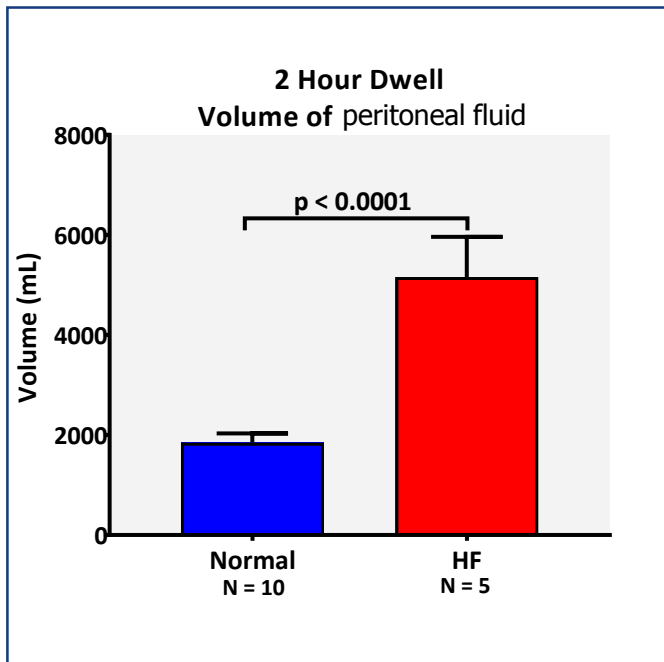
**Body restores
balance by
eliminating
excess fluid**

- With a zero sodium solution, we should be able to get much more sodium removal with less volume than standard peritoneal dialysis fluid
- Lower volume of fluid allows for alternatives to the standard peritoneal dialysis catheter to get fluid in and out of peritoneum

- Sodium-Free Infusate: 1 liter of 10% dextrose in water (“D10”)
- Dwell period: 2 hours

- 15 anesthetized 80kg pigs with peritoneal dialysis catheters implanted
 - 10 healthy pigs
 - 5 heart failure pigs
 - Experimental acute warm / wet heart failure; created by cardiac tamponade induced via pressurization of the pericardium

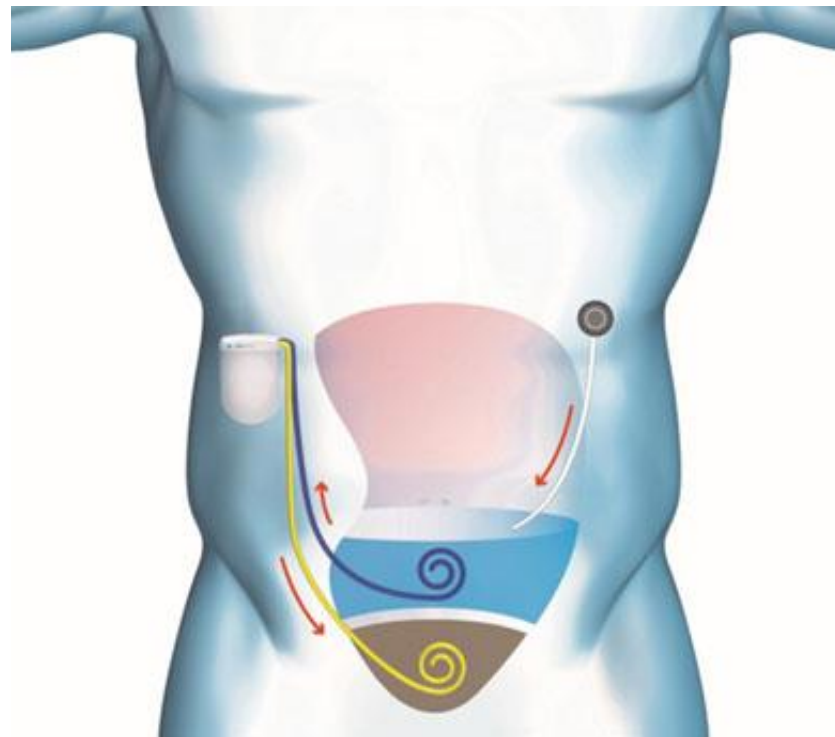
DSR – Pig proof of concept study



Plus no significant serum electrolyte impact

- Conducted by Dr. Jeff Testani, Yale University
- Up to 20 patients receiving PD
- Randomization to DSR Solution or standard PD solution, with crossover 1 week later
 - DSR Solution: Sodium-free 10% dextrose
 - Standard PD Solution: 4.25% dextrose standard PD solution (Dianeal, Baxter)
- One liter infused into the peritoneum and left to dwell for 2 hours
- **Primary endpoint:** Safety / Tolerability
 - Completion of 2-hour dwell without significant discomfort or AE
- **Secondary endpoint:** Efficacy
 - Difference in sodium removal between DSR and standard PD solution
 - Patient to patient variability
- Data to be presented as late breaking oral presentation at Heart Failure 2019

- Due to low volumes and long ultrafiltration time, fully implantable system possible
 - Fluid instilled through sub-q port
 - Removed from peritoneum by pump into bladder



Leverage proven alfapump technology

- Fully implanted, automatic, wirelessly charged, programmable smart alfapump
- Approved in EU for refractory ascites
 - Over 700 patient implants and over 400 hundred of patient-years of experience
- Pump can also:
 - Remove spontaneously generated peritoneal fluid
 - Report on changes in spontaneously produced fluid production
 - Continuously measure intra-abdominal pressure
- Both maintenance and bailout therapy can be delivered in addition to providing chronic monitoring information



- Healthy & HF pig studies demonstrate DSR efficacy & safety
- First-in-man single dose DSR study will report shortly
- First-in-main repeated dose DSR study with implanted alfapump planned for next 12 months
- **alfapump** DSR may provide a:
 - Convenient
 - Technically & clinically de-risked solution
 - For maintenance and bail-out therapy as well as patient monitoring
 - In heart failure patients with volume overload

2019 | euro
PCR